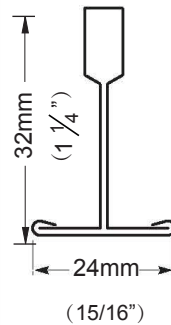




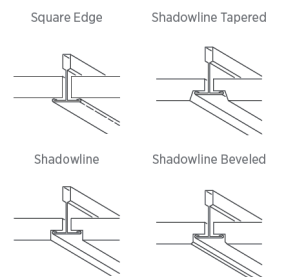
FEATURES AND BENEFITS

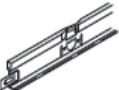


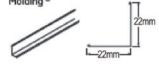
- 24mm (15/16") exposed ceiling grid components used in general and designer applications.
- Work horse of the industry providing economical advantage and design simplicity.
- Accepts gypsum, mineral fiber or metal ceilings for ceiling-area accents without changing grid system.
- Patented proprietary QUICK-RELEASE™ cross tees that removes with a twist and roll action, advantageous in low clearance areas.
- Assembles and locates with a loud "click" for positive reinforcement of a solid installation.
- Advanced steel galvanization coating system on grids that resist corrosion and rust.
- Complies with loading requirements of the Light Duty Classification under ASTM C635.

Profile



Edge Details



Tee System	Length(mm)	Height(mm)	Item No.	Class	Color
MAIN TEE 	3600	32	DX 3600IM	Class A	White
	3660/12'	32	DX 3660IM	Class A	White
	3000	32	DX 3000IM	Class A	White
	3048/10'	32	DX 3048IM	Class A	White
CROSS TEE 	1200	25	DX 1200IM	Class A	White
	1220/4'	25	DX 1220IM	Class A	White
CROSS TEE 	600	25	DX 600LMM	Class A	White
	610/2'	25	DX 610LMM	Class A	White
WALL ANGLE 	3000	22 x 22	MT300	Class A	White